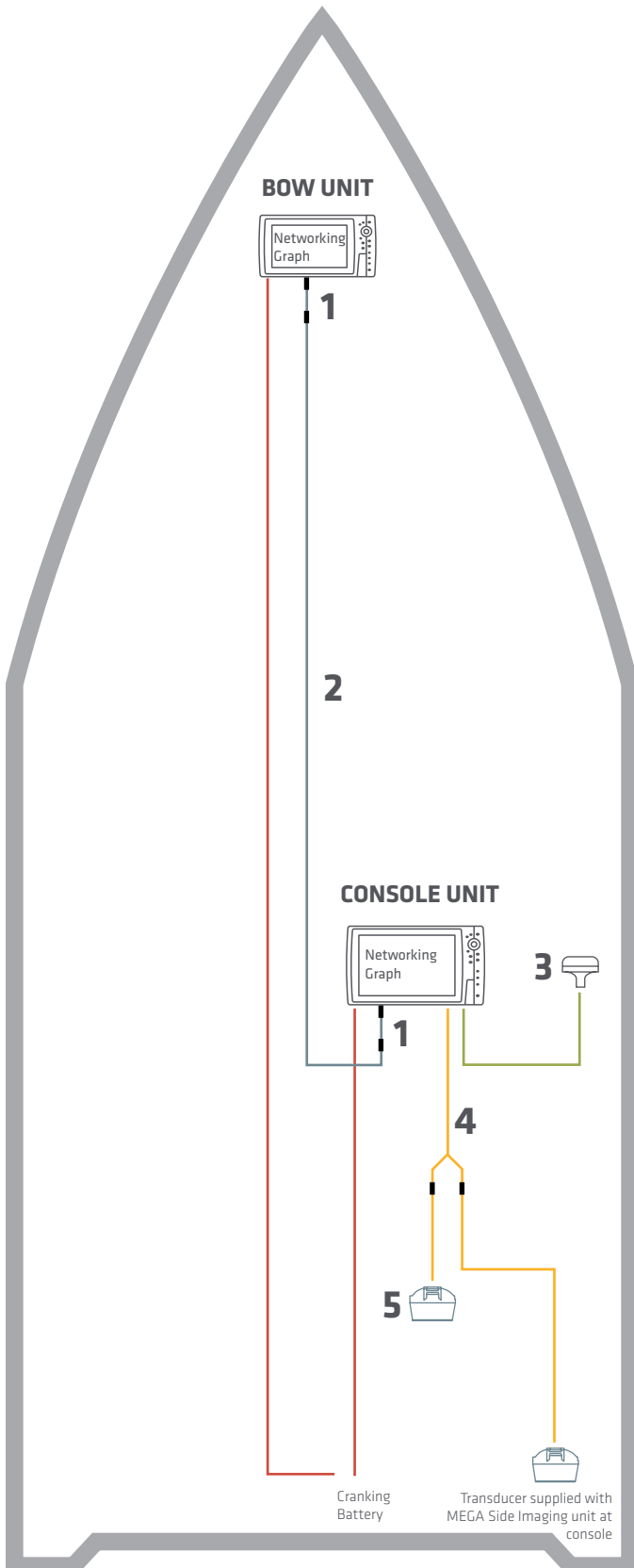






INSTALLATION DIAGRAMS

Console & Bow Mount Humminbird Units

The following schematic outlines the necessary accessories/cables needed to connect two Humminbird units. Installation is shown with a GPS/heading sensor and additional High Speed Transducer.



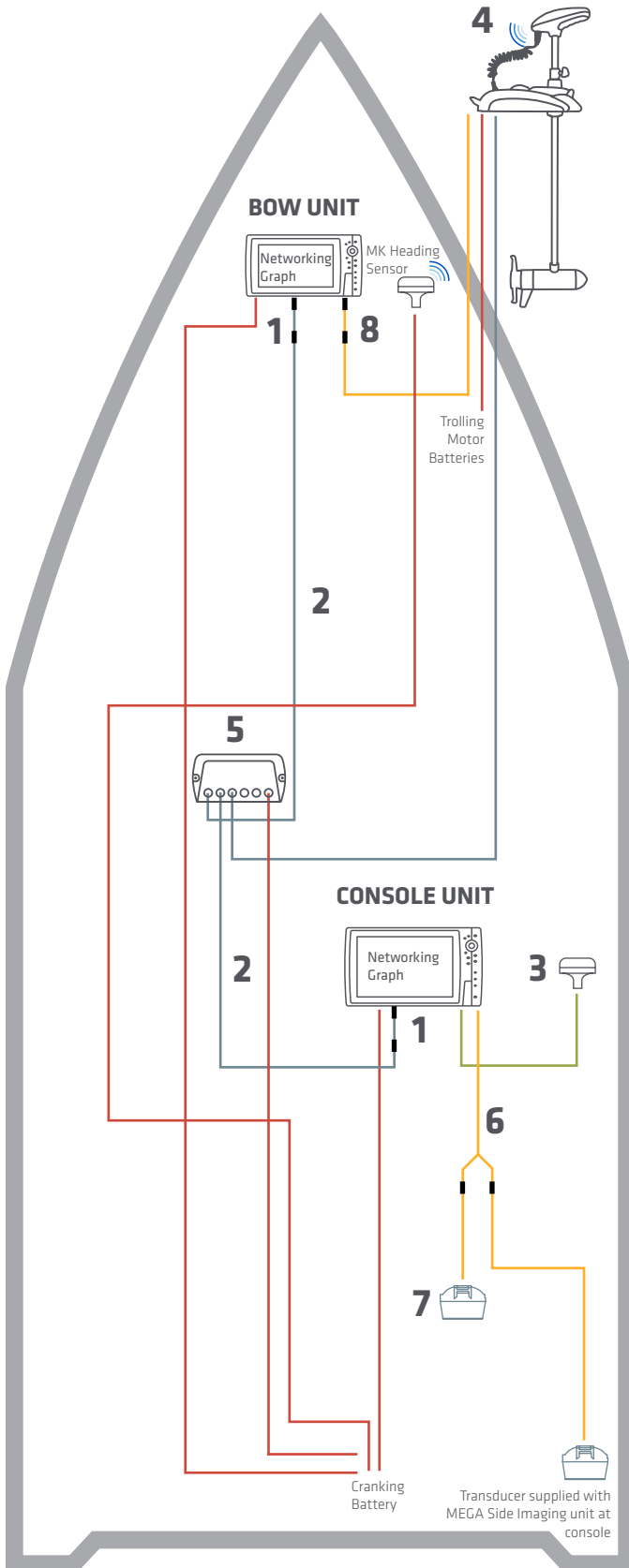
Compatible Accessories

	HELIX Series		SOLIX Series	
1	Ethernet Adapter Cable (need 2)		Ethernet Adapter Cable	
	720074-1	AS EC QDE	NA	
2	Ethernet Cable (need 1)		Ethernet Cable (need 1)	
	720073-6	AS EC 5E (5')	720073-6	AS EC 5E (5')
	720073-2	AS EC 10E (10')	720073-2	AS EC 10E (10')
	720073-5	AS EC 15E (15')	720073-5	AS EC 15E (15')
	720073-3	AS EC 20E (20')	720073-3	AS EC 20E (20')
	720073-4	AS EC 30E (30')	720073-4	AS EC 30E (30')
3	GPS + Heading Sensor		GPS + Heading Sensor	
	408400-1	AS GPS HS	408400-1	AS GPS HS
			720080-1	AS GPS NMEA
4	Transducer Splitter Cable		Transducer Splitter Cable	
	720101-1	9 M SIDB Y	720103-1	14 M SIDB Y
5	High Speed Transducer (fiberglass hull)		High Speed Transducer (fiberglass hull)	
	710276-1	XP 9 HW T	710287-1	XP 14 HW T
	High Speed Transducer (aluminum hull)		High Speed Transducer (aluminum hull)	
	710274-1	XNT 9 HW T	710285-1	XNT 14 HW T
				
	NMEA 0183	Ethernet	12V DC Power	Transducer Cable

The accessories and part numbers listed above are valid as of July 2019. Installations shown are for networking HELIX® Series or SOLIX® Series models.


INSTALLATION DIAGRAMS

Minn Kota Trolling Motor with i-Pilot Link Built in MEGA Down Imaging and (1) bow-mounted Humminbird unit and (1) console-mounted Humminbird unit



Compatible Accessories

	HELIX Series		SOLIX Series	
1	Ethernet Adapter Cable (need 2)		Ethernet Adapter Cable	
	720074-1	AS EC QDE	NA	
2	Ethernet Cable (need 2)		Ethernet Cable (need 2)	
	720073-6	AS EC 5E (5')	720073-6	AS EC 5E (5')
	720073-2	AS EC 10E (10')	720073-2	AS EC 10E (10')
	720073-5	AS EC 15E (15')	720073-5	AS EC 15E (15')
	720073-3	AS EC 20E (20')	720073-3	AS EC 20E (20')
	720073-4	AS EC 30E (30')	720073-4	AS EC 30E (30')
3	GPS + Heading Sensor		GPS + Heading Sensor	
	408400-1	AS GPS HS	408400-1	AS GPS HS
			720080-1	AS GPS NMEA
4	Minn Kota® Trolling Motor with i-Pilot® Link™ and Built In Mega Down Imaging*		Minn Kota® Trolling Motor with i-Pilot® Link™ and Built In Mega Down Imaging*	
5	5-Port Ethernet Switch		5-Port Ethernet Switch	
	408450-1	AS ETH 5PXG	408450-1	AS ETH 5PXG
6	Transducer Splitter Cable		Transducer Splitter Cable	
	720101-1	9 M SIDB Y	720103-1	14 M SIDB Y
7	High Speed Transducer (fiberglass hull)		High Speed Transducer (fiberglass hull)	
	710276-1	XP 9 HW T	710287-1	XP 14 HW T
	High Speed Transducer (aluminum hull)		High Speed Transducer (aluminum hull)	
	710274-1	XNT 9 HW T	710285-1	XNT 14 HW T
8	Adapter Cable for Built In Mega Down Imaging		Adapter Cable for Built In Mega Down Imaging	
	1852085	MKR-MDI-1 HB HELIX 8 - 12 G2N /G3N	NA	
	1852086	MKR-MDI-2 HB HELIX 7 G2N / G3N	NA	



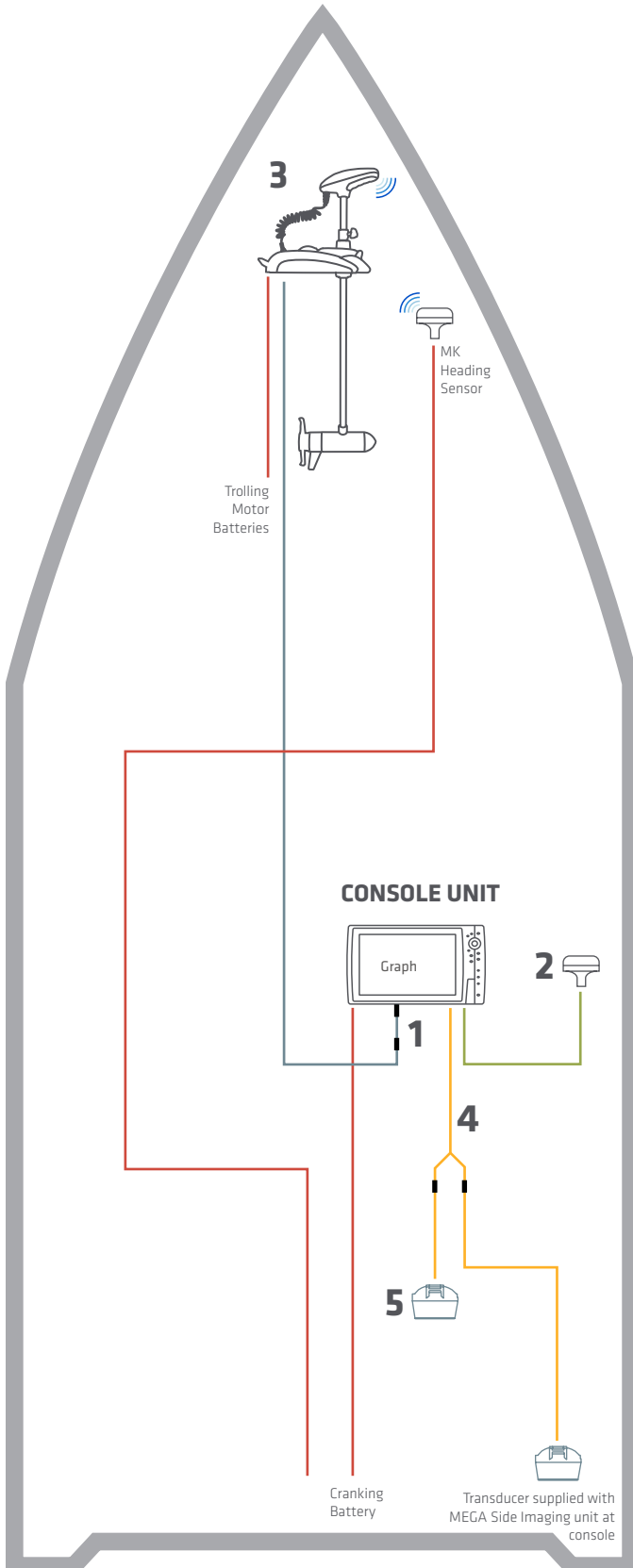
* One (1) AS EC 30E 30' ethernet cable included with trolling motor

The accessories and part numbers listed above are valid as of July 2019. Installations shown are for networking HELIX Series or SOLIX Series models, and Minn Kota trolling motors with i-Pilot Link.


INSTALLATION DIAGRAMS

Minn Kota Trolling Motor with i-Pilot Link and (1) console-mounted Humminbird unit

The following schematic outlines the necessary accessories/cables needed to connect one Humminbird unit to an i-Pilot Link Minn Kota trolling motor. Installation is shown with a GPS/heading sensor and additional High Speed Transducer.



Compatible Accessories

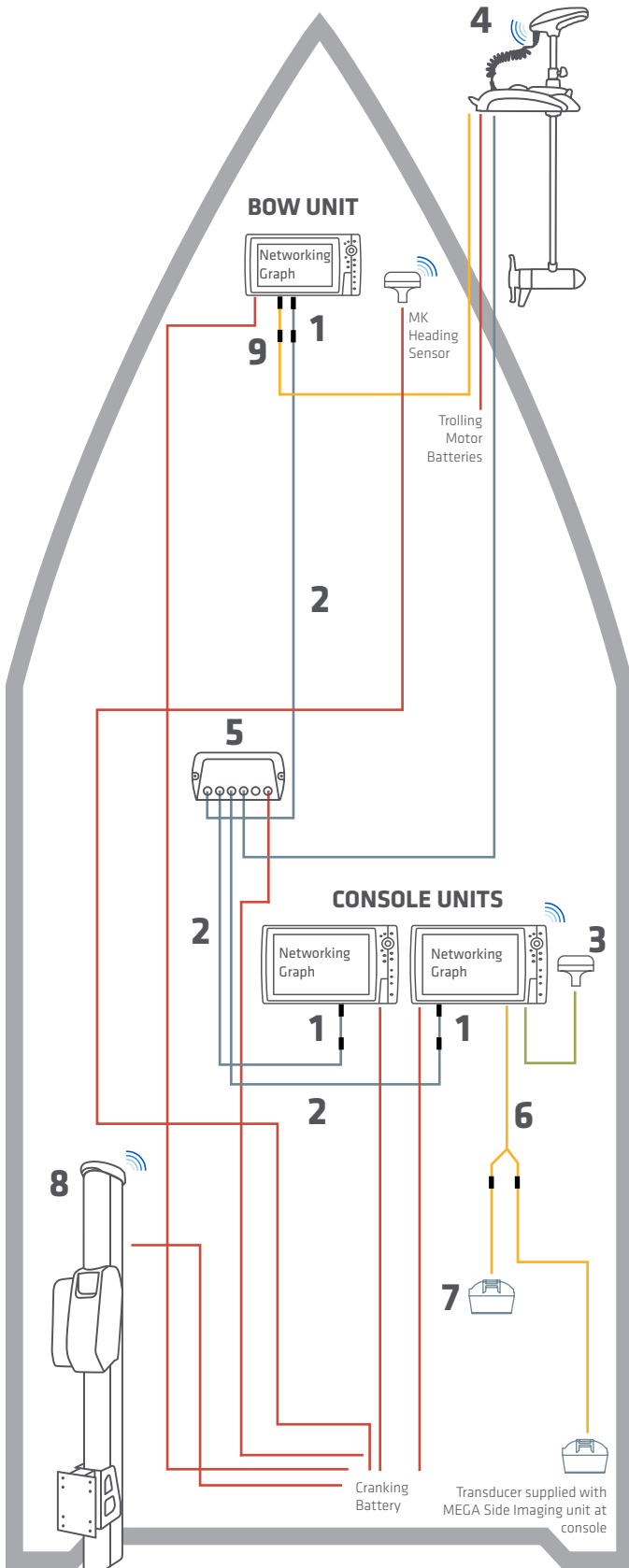
	HELIX Series		SOLIX Series	
1 Ethernet Adapter Cable			Ethernet Adapter Cable	
	720074-1	AS EC QDE	NA	
2 GPS + Heading Sensor			GPS + Heading Sensor	
	408400-1	AS GPS HS	408400-1	AS GPS HS
			720080-1	AS GPS NMEA
3 Minn Kota® Trolling Motor with i-Pilot® Link™ *			Minn Kota® Trolling Motor with i-Pilot® Link™ *	
4 Transducer Splitter Cable			Transducer Splitter Cable	
	720101-1	9 M SIDB Y	720103-1	14 M SIDB Y
5 High Speed Transducer (fiberglass hull)			High Speed Transducer (fiberglass hull)	
	710276-1	XP 9 HW T	710287-1	XP 14 HW T
High Speed Transducer (aluminum hull)			High Speed Transducer (aluminum hull)	
	710274-1	XNT 9 HW T	710285-1	XNT 14 HW T
				

* One (1) AS EC 30E 30' ethernet cable included with trolling motor

The accessories and part numbers listed above are valid as of July 2019. Installations shown are for networking HELIX Series or SOLIX Series models, and Minn Kota trolling motors with i-Pilot Link.

INSTALLATION DIAGRAMS

Minn Kota Trolling Motor with i-Pilot Link Built in MEGA Down Imaging and (1) bow-mounted Humminbird unit and (2) console-mounted Humminbird units and Talon Shallow Water Anchor



Compatible Accessories

	HELIX G3N Series	SOLIX Series
1	Ethernet Adapter Cable (need 3)	
	720074-1	AS EC QDE
		NA
2	Ethernet Cable (need 3)	
	720073-6	AS EC 5E (5')
	720073-2	AS EC 10E (10')
	720073-5	AS EC 15E (15')
	720073-3	AS EC 20E (20')
	720073-4	AS EC 30E (30')
	720073-6	AS EC 5E (5')
	720073-2	AS EC 10E (10')
	720073-5	AS EC 15E (15')
	720073-3	AS EC 20E (20')
	720073-4	AS EC 30E (30')
3	GPS + Heading Sensor	
	408400-1	AS GPS HS
		720080-1
		AS GPS NMEA
4	Minn Kota® Trolling Motor with i-Pilot® Link™ and Built In Mega Down Imaging *	
5	5-Port Ethernet Switch	
	408450-1	AS ETH 5PXG
		AS ETH 5PXG
6	Transducer Splitter Cable	
	720101-1	9 M SIDB Y
		14 M SIDB Y
7	High Speed Transducer (fiberglass hull)	
	710276-1	XP 9 HW T
		XP 14 HW T
	High Speed Transducer (aluminum hull)	
	710274-1	XNT 9 HW T
		XNT 14 HW T
8	Talon Shallow Water Anchor	
		12' Talon SWA
		12' Talon SWA
9	Adapter Cable for Built In Mega Down Imaging	
	1852085	MKR-MDI-1 HB HELIX 8 - 12 G2N/ G3N
		NA
	1852086	MKR-MDI-2 HB HELIX 7 G2N / G3N
		NA

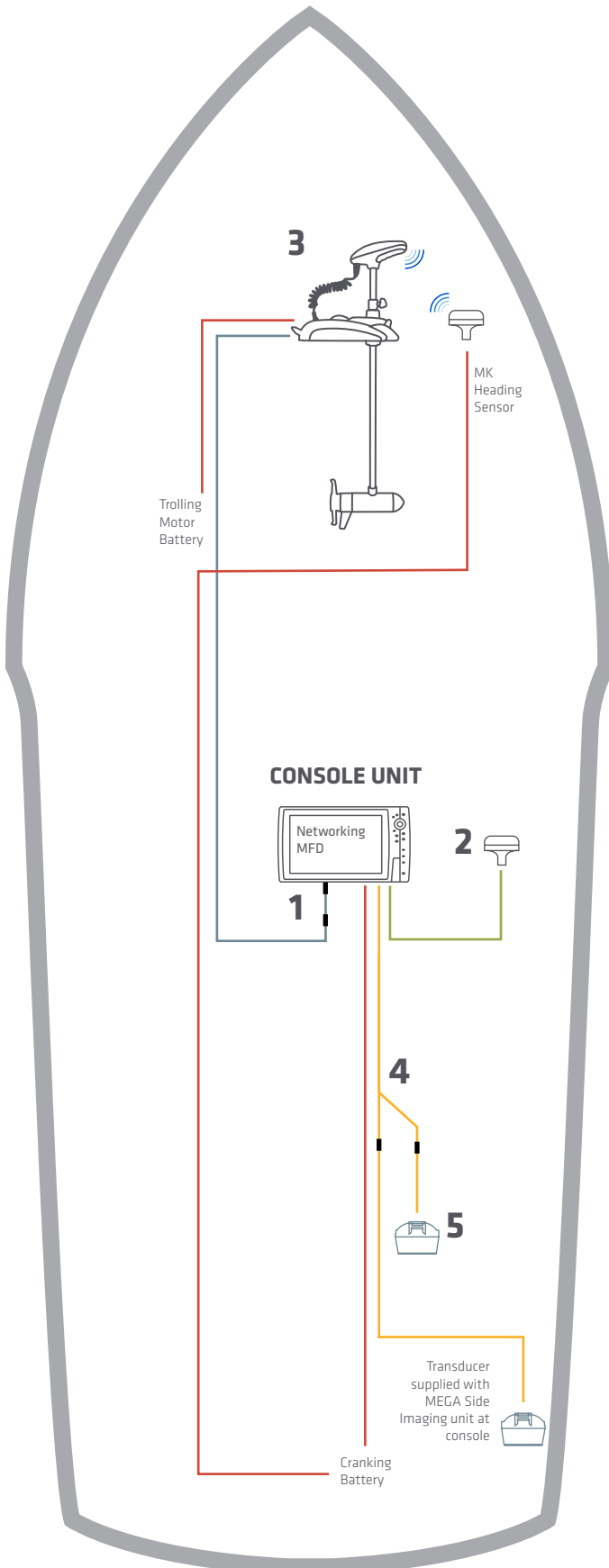
* One (1) AS EC 30E 30' ethernet cable included with trolling motor

The accessories and part numbers listed above are valid as of July 2019. Installations shown are for networking HELIX Series or SOLIX Series models, and Minn Kota trolling motors with i-Pilot Link.

INSTALLATION DIAGRAMS


Saltwater - Minn Kota Riptide Trolling Motor with i-Pilot Link and (1) Console Mount Humminbird Unit

The following schematic outlines the necessary accessories/cables needed to connect one Humminbird unit and a Minn Kota trolling motor. Installation is shown with an optional GPS/heading sensor.




Compatible Accessories


	HELIX Series		SOLIX Series	
1	Ethernet Adapter Cable		Ethernet Adapter Cable	
	720074-1	AS EC QDE	NA	
2	GPS + Heading Sensor		GPS + Heading Sensor	
	408400-1	AS GPS HS	408400-1	AS GPS HS
			720080-1	AS GPS NMEA
3	Minn Kota® Trolling Motor with i-Pilot® Link™ *		Minn Kota® Trolling Motor with i-Pilot® Link™ *	
4	Transducer Splitter Cable		Transducer Splitter Cable	
	720101-1	9 M SIDB Y	720103-1	14 M SIDB Y
5	High Speed Transducer (fiberglass hull)		High Speed Transducer (fiberglass hull)	
	710276-1	XP 9 HW T	710287-1	XP 14 HW T
6	High Speed Transducer (aluminum hull)		High Speed Transducer (aluminum hull)	
	710274-1	XNT 9 HW T	710285-1	XNT 14 HW T




NMEA 0183




Ethernet



12V DC Power



Transducer Cable



Bluetooth® Signal

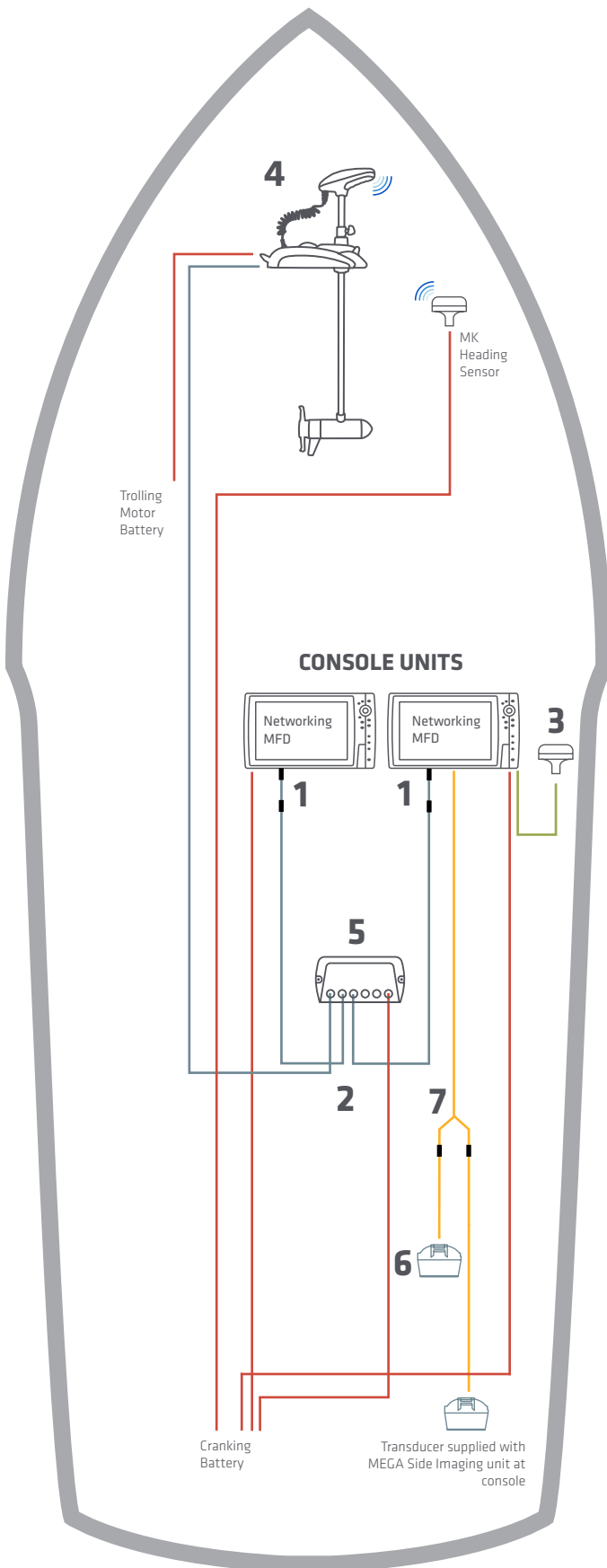
* One (1) AS EC 30E 30' ethernet cable included with trolling motor

The accessories and part numbers listed above are valid as of July 2019. Installations shown are for networking HELIX® Series or SOLIX® Series models, and Minn Kota® trolling motors with i-Pilot® Link™.






INSTALLATION DIAGRAMS

Saltwater - Minn Kota Riptide Trolling Motor with i-Pilot Link and (2) Console Mount Humminbird Units

The following schematic outlines the necessary accessories/cables needed to network two Humminbird units and a Minn Kota Riptide trolling motor. Installation is shown with a GPS/heading sensor and High Speed Transducer.



Compatible Accessories

	HELIX Series		SOLIX Series	
1 Ethernet Adapter Cable (need 2)	Ethernet Adapter Cable		Ethernet Adapter Cable	
720074-1	AS EC QDE	NA		
2 Ethernet Cable (need 2)	Ethernet Cable (need 2)		Ethernet Cable (need 2)	
720073-6 720073-2 720073-5 720073-3 720073-4 760025-1	AS EC 5E - 5' AS EC 10E - 10' AS EC 15E - 15' AS EC 20E - 20' AS EC 30E - 30' AS ECX 30E -30'	720073-6 720073-2 720073-5 720073-3 720073-4 760025-1	AS EC 5E - 5' AS EC 10E - 10' AS EC 15E - 15' AS EC 20E - 20' AS EC 30E - 30' AS ECX 30E -30'	
3 GPS + Heading Sensor	GPS + Heading Sensor		GPS + Heading Sensor	
408400-1	AS GPS HS	408400-1	AS GPS HS	
		720080-1	AS GPS NMEA	
4 Minn Kota® Trolling Motor with i-Pilot® Link™ *	Minn Kota® Trolling Motor with i-Pilot® Link™ *		Minn Kota® Trolling Motor with i-Pilot® Link™ *	
5 5-Port Ethernet Switch	5-Port Ethernet Switch		5-Port Ethernet Switch	
408450-1	AS ETH 5PXG	408450-1	AS ETH 5PXG	
6 High Speed Transducer (fiberglass hull)	High Speed Transducer (fiberglass hull)		High Speed Transducer (fiberglass hull)	
710276-1	XP 9 HW T	710287-1	XP 14 HW T	
High Speed Transducer (aluminum hull)	High Speed Transducer (aluminum hull)		High Speed Transducer (aluminum hull)	
710274-1	XNT 9 HW T	710285-1	XNT 14 HW T	
7 Transducer Splitter Cable	Transducer Splitter Cable		Transducer Splitter Cable	
720101-1	9 M SIDB Y	720103-1	14 M SIDB Y	
				
NMEA 0183	Ethernet	12V DC Power	Transducer Cable	Bluetooth® Signal

* One (1) AS EC 30E 30' ethernet cable included with trolling motor.

The accessories and part numbers listed above are valid as of July 2019. Installations shown are for networking HELIX® Series or SOLIX® Series models, and Minn Kota® trolling motors with i-Pilot® Link™.